



District Report Card: 2017


State: Jammu And Kashmir	District: Kishtwar
Class: 5	Subject: Language
Schools: 60	Students: 438


Participation/Coverage


Students

 GENDER	Boys		Girls	
	Number	%	Number	%
	224	51.14	214	48.86

 AREA	Rural		Urban	
	Number	%	Number	%
	438	100.00	0	0.00

 CATEGORY	SC		ST		OBC		GEN	
	Number	%	Number	%	Number	%	Number	%
	18	4.11	68	15.53	14	3.20	338	77.17

 CWSN	LD	VI	HI	S&LD	ID	Oth
	1	1	0	0	0	13

 Management	Government		Government-aided	
	Number	%	Number	%
	438	100.00	0	0.00

Average Performance of Students in Language (%)

Overall	Gender		Area		Management		Social Group			
	Male	Female	Rural	Urban	Govt.	Aided	SC	ST	OBC	GEN
47.09	48.48	45.64	47.09	0.00	47.09	0.00	41.85	50.88	41.43	46.84

Performance on Learning Outcomes (LOs)

Learning Outcomes	Description	Average Performance(%)
L504	Reads and comprehends independently storybooks, news items/ headlines, advertisements etc.	46.58
L508	Reads text with comprehension, locates details and sequence of events	47.35

Range of Performance of Students who Answered Correctly							
Below 30%		30% - 50%		50% - 75%		Above 75%	
Number	%	Number	%	Number	%	Number	%
103	23.52	135	30.82	154	35.16	46	10.50

Lowest Performing Learning Outcomes (LOs)

- 1 - Reads and comprehends independently storybooks, news items/ headlines, advertisements etc. (46.58)
- 2 - Reads text with comprehension, locates details and sequence of events (47.35)